
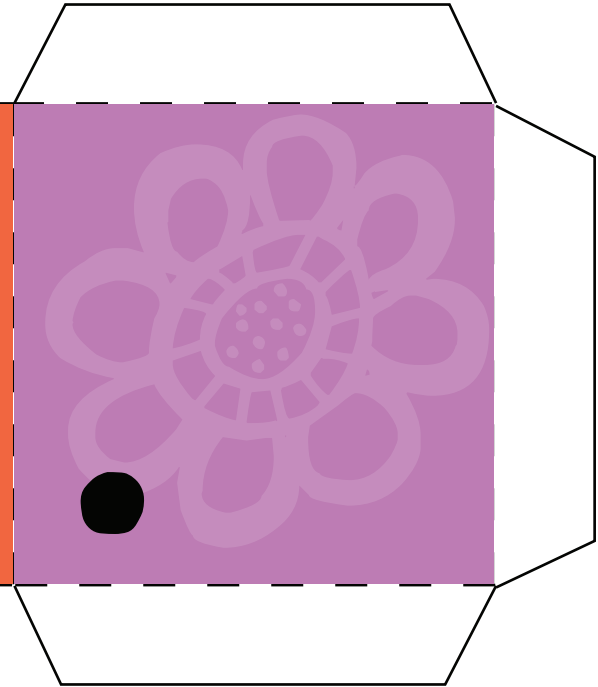





arleigh.com

If you need a letter more than once, just print it out twice!
You can make substitutions like
M and W, 7 and L, 6 and 9, Z and N
zero and O, 5 and S, ! and i, and 1 and i.



thanks

photos downloaded from
<http://www.flickr.com/groups/oneletter/>
<http://www.flickr.com/groups/punctuation/>
<http://www.flickr.com/groups/onedigit/>
<http://www.flickr.com/photos/lwr/>

instructions

Cut out shapes, being careful to keep the tabs. Fold on dotted lines.
Tape or glue the tabs to the interior to hold the box together.

